


VISION® ProMax Series™

The VISION® ProMax™ Series Burners offer an extensive line of combustion solutions that are well-suited for new and retrofit process burner applications. Based on a deep understanding of boiler performance requirements, VISION ProMax burners are designed to offer a wide range of sizes of standard and custom engineered solutions to deliver optimum performance and overall user value.

Victory Energy's ability to design, engineer, manufacture and integrate the combustion systems in combination with the steam generation requirements are unique. The benefits of working with a single source for the entire burner and boiler system will enhance efficiencies and maintenance practices.

VISION® ProMax™ Series

- ▶ Premix Technology for Maximum Performance
- ▶ Improve Temperature Distribution
- ▶ Reduce Emissions
- ▶ Increase Throughput
- ▶ Reduce Maintenance
- ▶ 12 Models/Sizes
- ▶ 30 to 425 MMBth/hr Capacity
- ▶ 20:1 Fuel Turn Down



Applications

- ▶ Dryers and Thermal Oxidizers
- ▶ Retrofits
- ▶ New Installs

12 LN Sizes

- ▶ LN (<30 ppm NOx WITHOUT FGR)



MADE IN USA

© 2022 VICTORY ENERGY OPERATIONS, LLC 10701 E. 126TH ST. N., COLLINSVILLE, OK 74021 VICTORYENERGY.COM

VISION® ProMax Series™

VISION® ProMax™ Series Burners provide the best overall emissions reduction metrics. They're an integral component of the Victory Energy Sustainable Solutions promise.

The product line is comprised of 12 model sizes that deliver the widest range of low NOx emissions performance to meet the most stringent sustainability application challenges.


The complete line of VISION ProMax burners combined with the proven performance of Victory Energy industrial products deliver a vertically integrated package that is unmatched in the boiler industry.

Power up with the benefits of a VISION ProMax Burner.



► Victory Energy offers a wide array of combustion controls options to maximize the performance and efficiencies of engineered integration.

- 12 MODELS AVAILABLE
- 30 to 425 MMBTU/HR CAPACITY
- 20:1 FUEL TURN DOWN



LN Model

- Heat Input based on 70° F Air and 1000' Elevation
- Gas Fuel Firing Capability

MODEL REF	MIN HEAT INPUT (MMBTU/HR)	MAX HEAT INPUT (MMBTU/HR)
VPF-18-LN	30	38
VPF-20-LN	38	46
VPF-21-LN	46	70
VPF-24-LN	70	75
VPF-26-LN	75	90
VPF-30-LN	90	110
VPF-32-LN	110	140
VPF-35-LN	140	175
VPF-41-LN	175	220
VPF-46-LN	220	275
VPF-51-LN	275	350
VPF-56-LN	350	425




Light-Off With Confidence!

Fits Most Existing Mount Tubes

Five Models Available

No Moving Parts



Capacity ranges from 0.25 MMBtu/hr to 40 MMBtu/hr

Durable Stainless Steel Construction

NFPA Compliant

Self-cleaning Spark Tip